


Part # 211 971 028K
1972-1979 Bus, Main Loom Only



1972-1979 Bus Export Model Main Wiring Harness

This main wiring harness kit fits 1972-1979 export Bus models. If your Bus is a European model, or some electrical upgrades have been performed (such as additional equipment), some modifications will be required. The diagnostic test plug and the associated wiring is not included.

Basic automotive electronic knowledge is essential for proper installation of this wiring harness. Thoroughly read these *installation instructions* and study the diagrams to familiarize yourself with the basic layout of your vehicle's electrical system.

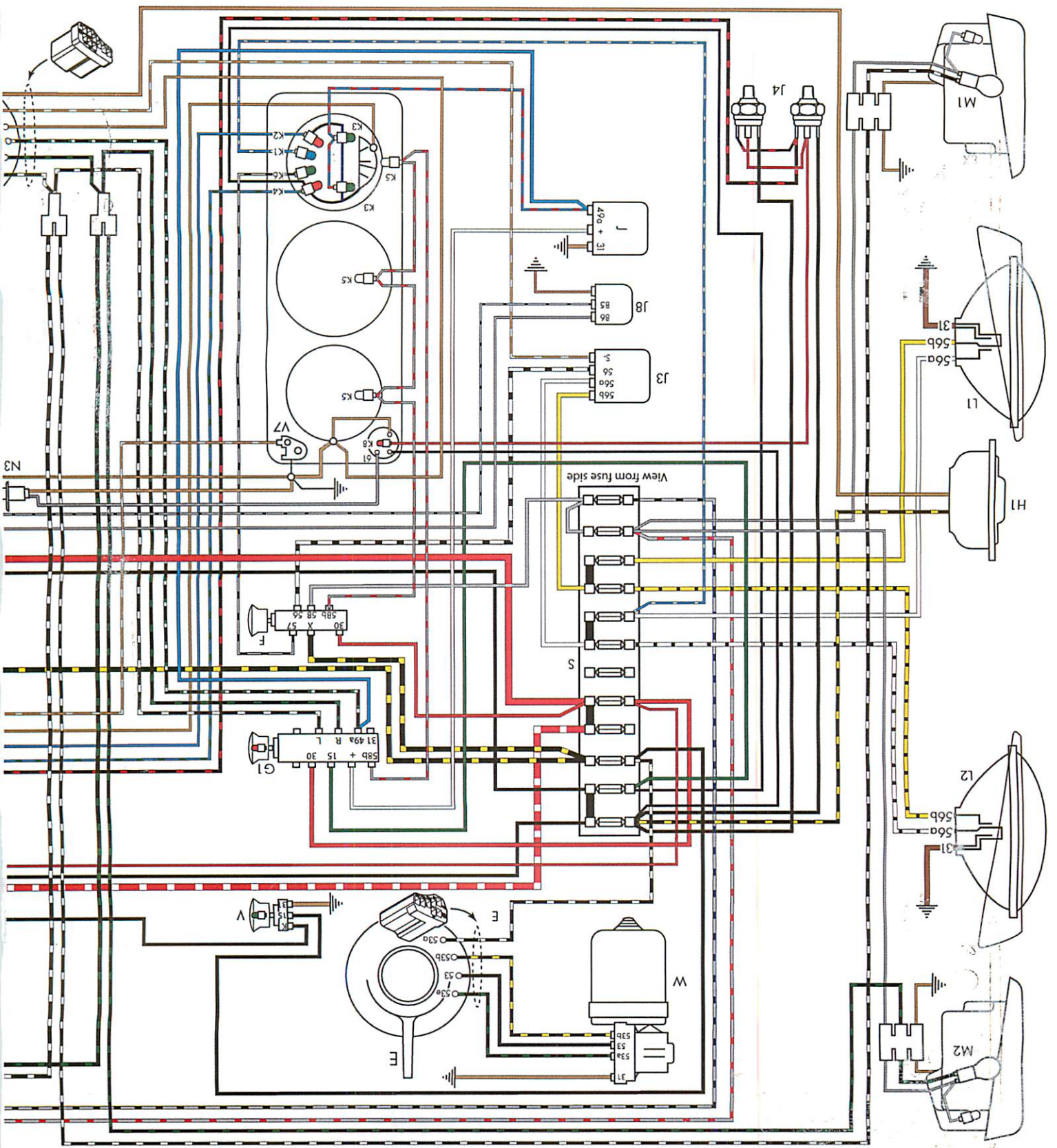
Document the **routing** of the old wiring harness **prior** to removal. A digital camera is a useful tool for this step. Remove **battery from Bus**, or disconnect **negative cable**. Removal of the battery will allow for greater room in which to work.

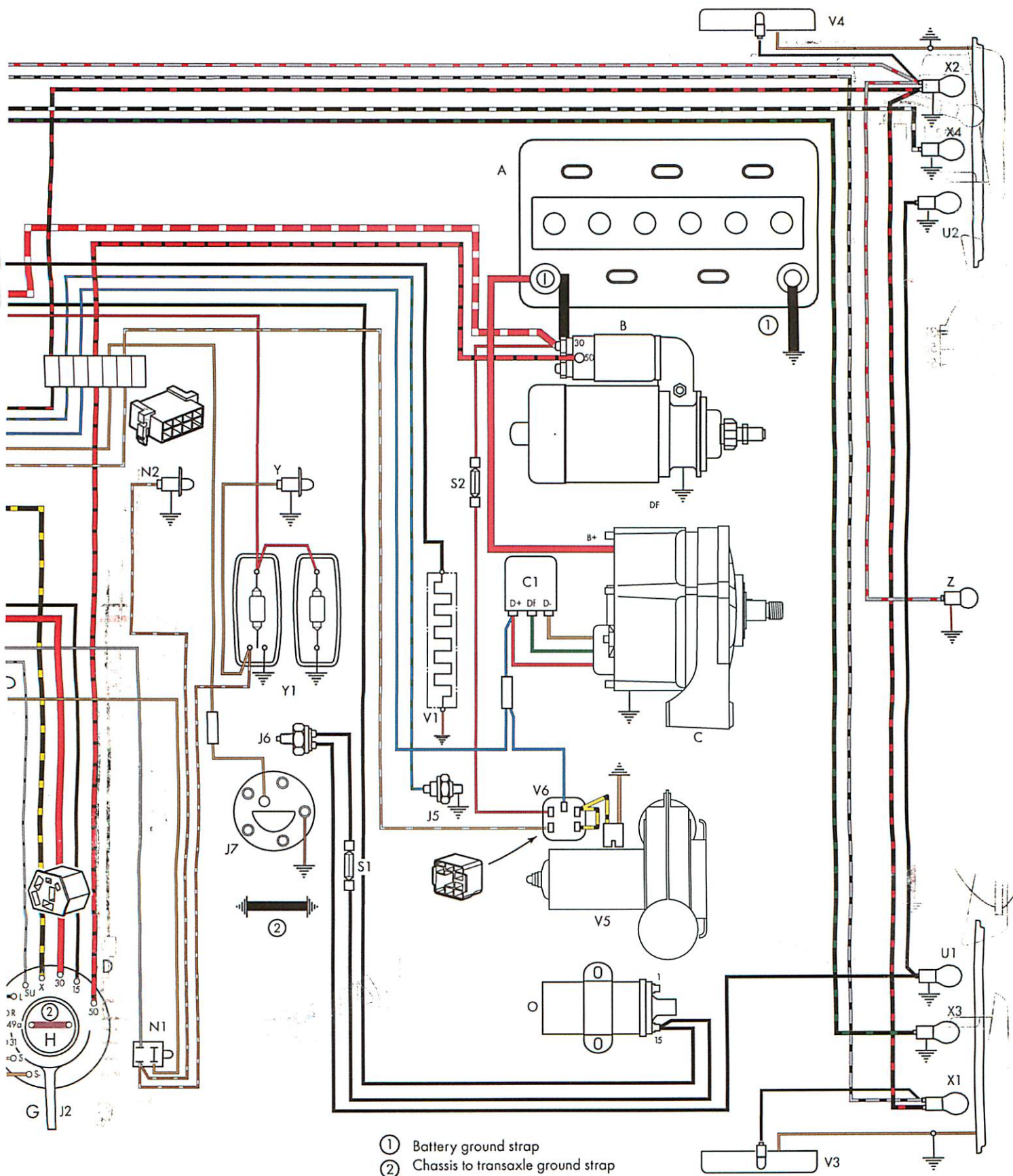
Please follow the **diagram** on the last page for the correct position of each wire.

Component List

- Main Harness (1)
- 8 position **plug** (1)
- Grommet, # 311906105 (1)

- | | | | | | | | |
|----|-------------------------|----|-------------------------------|----|-------------------------|----|----------------------------|
| A | Battery | G | Turn indicator flasher switch | J4 | Stop light switch | K3 | Turn warning light |
| B | Starter | G1 | Emergency flasher switch | J5 | Oil pressure switch | K4 | Oil pressure warning light |
| C | Alternator | H1 | Horn | J6 | Back-up light switch | K5 | Instrument lights |
| C1 | Voltage regulator | H2 | Horn button | J7 | Fuel gauge sending unit | K6 | Parking indicator light |
| D | Starter/ignition switch | J | Turn/Emergency relay | J8 | Door buzzer | K8 | Brake warning light |
| E | Windshield wiper switch | J2 | Dimmer switch | K1 | High beam warning light | L1 | Sealed-beam unit, left |
| F | Light switch | J3 | Dimmer relay | K2 | Generator warning light | L2 | Sealed-beam unit, right |





① Battery ground strap
 ② Chassis to transaxle ground strap

- | | | | | | | | |
|----|--------------------------------|----|--------------------------|----|----------------------------|----|-----------------------------|
| M1 | Parking light/Turn light, left | S1 | Back-up light fuse | V4 | Side marker light, right | X2 | Stop/tail light, rear right |
| M2 | Parking /Turn light, right | S2 | Fresh air fan fuse | V5 | Fresh air fan motor | X3 | Turn light, rear left |
| N1 | Dome light switch, left | U1 | Back-up light, left | V6 | Fresh air fan relay | X4 | Turn light, rear right |
| N2 | Dome light switch, right | U2 | Back-up light, right | V7 | Fresh air fan switch | Y | Sliding door light switch |
| N3 | Emerg. brake light switch | V | Rear window defog switch | W | Windshield wiper motor | Y1 | Interior light |
| O | Coil | V1 | Rear window defogger | X1 | Stop/tail light, rear left | Z | License plate light |
| S | Fuse box, 12 fuse | V3 | Side marker light, left | | | | |

Wire positions vary from year to year. Match these to your existing harness.

